


# Japan



EDUCATION PROFILE NOV 2021

## OVERVIEW

Japan, our 16<sup>th</sup> largest source market, accounted for **1.4%** of international students in 2020. It is the 5<sup>th</sup> largest ELICOS and schools market as well as the 6<sup>th</sup> largest Non-award market.

## FAST FACTS



Globally the **40<sup>th</sup> largest** education market (UNESCO, 2019)



**9,452** students (2020)



Commencements fell by **35.6%** (2020)



**\$32,586** average spend on education related personal travel (2020)

## EDUCATION PROVIDERS



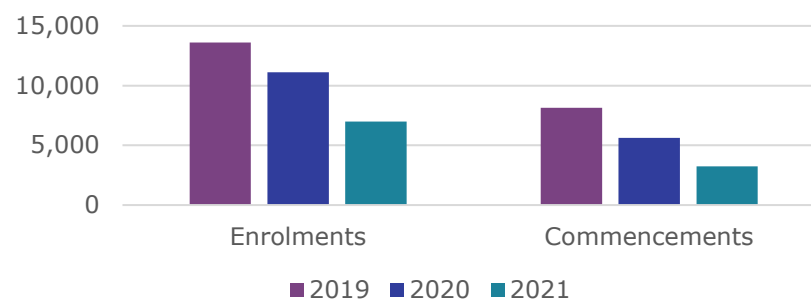
In 2020, the top 5 VET providers accounted for **24%** of their VET enrolment.

The top 5 ELICOS providers accounted for **24%** of their ELICOS enrolments.

## TRENDS

In 2020, Japanese enrolments fell by 23.3%, and commencements fell by 35.6%.

### Student trends (YTD August)



In YTD August 2021, Japanese enrolments fell by 37.1% and commencements fell by 42.2% compared to the same time last year.

### COMMENCEMENTS BY SECTOR (YTD August)

Sector	2020	2021	volume change	% change
Higher Education	679	599	-80	-11.8%
VET	1,741	1,457	-284	-16.3%
Schools	420	124	-296	-70.5%
ELICOS	2,191	950	-1,241	-56.6%
Non-award	585	117	-468	-80.0%
<b>Total</b>	<b>5,616</b>	<b>3,247</b>	<b>-2,369</b>	<b>-42.2%</b>

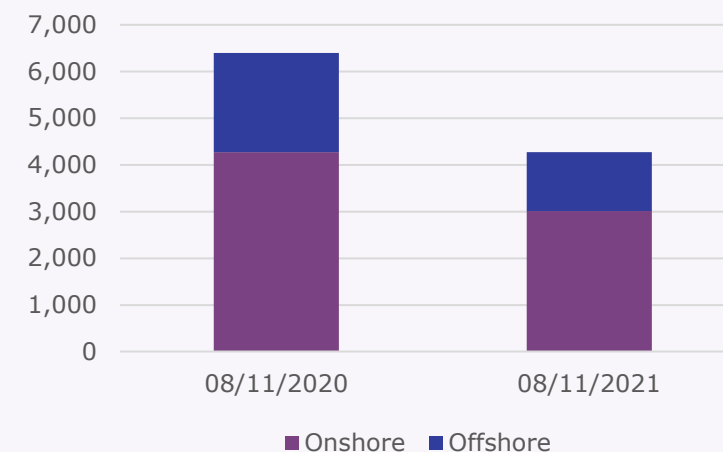
## EXPORT INCOME (\$M)

In 2020, the education export earnings from Japan were **\$308 million**, with an average spend of **\$32,586** per student.

	2017	2018	2019	2020
Japan	\$428	\$457	\$468	\$308
Share of total	1.4%	1.3%	1.2%	1.0%
<b>Total</b>	<b>\$30,283</b>	<b>\$35,234</b>	<b>\$40,336</b>	<b>\$31,688</b>

## STUDENT VISA HOLDERS

Japan accounts for 1.0% of the primary student visa holder as at 8 November 2021.



The proportion of Japanese primary student visa holders offshore has decreased in the last year from 33.2% to 29.5%. In this period the total number of Japanese primary student visa holders decreased by 2,123.